

R & C Agency International Pty Ltd

Specification

LED/ES/7WCW

LED/ES/7WWW

TEL: (07) 3216 2888

FAX: (07) 3216 2999

WEB: www.rcagency.com.au

Email: sales@rcagency.com.au



7 WATT LED LAMP

Features

- Most advanced LED source : Nichia, Cree or Lumileds.
- Professional design to efficiently work components of power, thermal solutions and optics
- Reliable quality and flexible lead-time
- C.R.I. > 80.
- Available White : 2,500-6,500K CCT
- Long lifetime : Min 20,000, Typical 40,000 hours
- Range of light output of dimmable lamps: 10%-100%



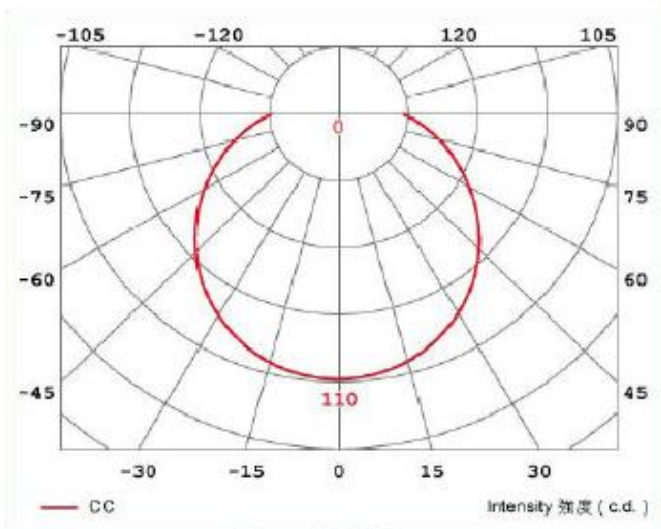
Specification

LED TYPE	COLOUR TEMP.	C.R.I./ MIN.	INPUT VOLATGE	POWER CONSUMPTION	BEAM ANGLE 2θ1/2	LUMENOUS FLUX	LAMPHOLDER	LUMEN / WATT
CREE	2500K-3200K 5000K-6500K	80	220 - 240VAC	8W	130	428 / 342	E27	53 / 43

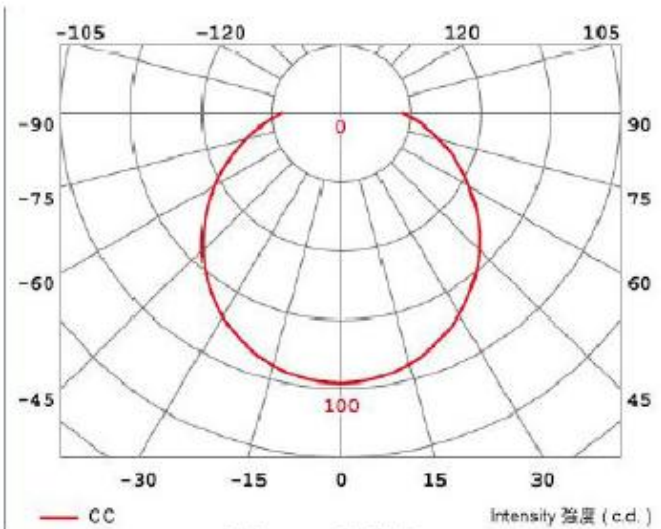
Electrical / Environmental Characteristic

IF INPUT VOLTAGE	OPERATING VOLTAGE	TOTAL POWER CONSUMPTION	OPERATING TEMPERATURE
220 - 240VAC	220 - 240VAC	8W	-20 DEGREES - +40 DEGREES C

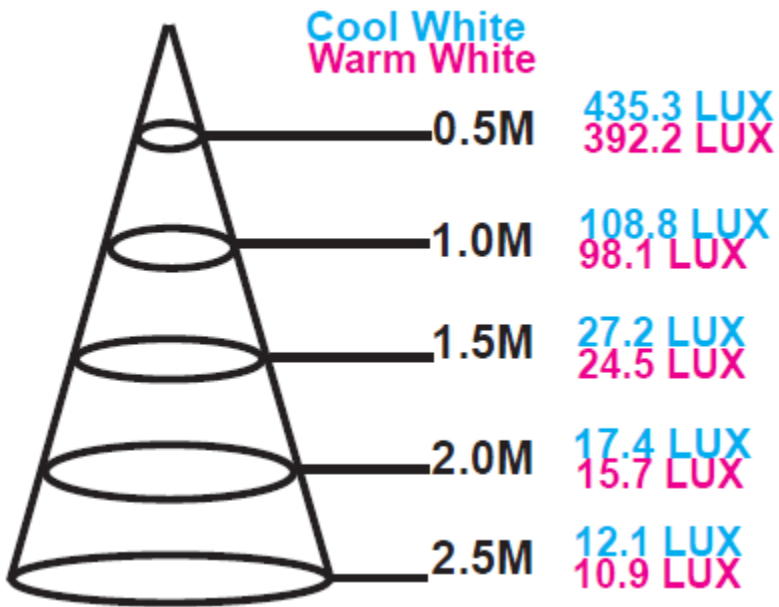
Photometric:



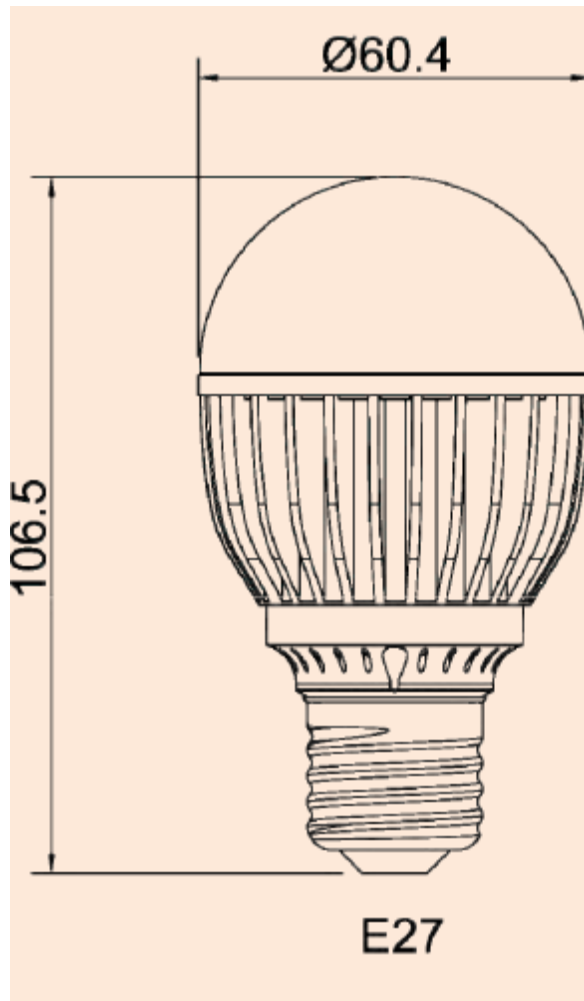
Cool White



Warm White



Technical Dimension (mm)



Fixture Compatibility

The 7W ES LED is not compatible with all incandescent luminaires. Before installation, please read following guidelines:

- No sealed fixtures.
- Not for outdoor fixtures.
- Not for wet environment except IP65 version.
- Not for integral primary optics.

Safety & Environment Specifications

7W ES LED bulbs are manufactured to conform to the following safety approbation

Certificated Mark	Item of certificated standard
CE	EMC: EN55015, EN61000-3-2, EN61000-3-3, EN61547 (IEC61000-4-2, IEC61000-4-3, IEC61000-4-4, IEC61000-4-5, IEC61000-4-6, IEC61000-4-8, IEC61000-4-11) LVD: EN60968-1, EN60598-1, EN61347-2-13
F.C.C	PART 15B
RoHS	BTRS0605180105 Test Standard: 2002/95/EC ; EPA3050B: 1996, EN1122: 2001, EPA3052: 1996, EPA3060A, EPA7196, EPA7196, EPA3540C, EPA8270C



Life, Reliability and Lumen Maintenance

